

Partner Spotlight:

Student Agency at Vickery Creek Elementary

Overview:

Teacher: Ms. Katie Keith

Grade: 3rd grade

Subject: Language Arts & Social Studies

Location: Cumming, GA

District: Forsyth County Schools



VICKERY CREEK
ELEMENTARY

Student agency is an important part of Ms. Keith's 3rd grade classroom where learning is grounded in choice and ownership. She offers her students a playlist featuring either a week or two weeks of instruction. The playlist includes "must do's" as well as choice items. From the outset, Ms. Keith cultivates a shared understanding of roles and responsibilities within the structure she has designed.

At the beginning of the week, Ms. Keith meets with each student to discuss their journey through the designated playlist, along with any questions or misconceptions. She makes notes as she meets with each student, and these notes serve as a basis for communicating consistently with parents about their student's progress towards their goals. As the students work through their choices for learning, Ms. Keith takes on the role of facilitator and coach. She meets with students to discuss progress on their playlists, clarifies any misconceptions, and guides the students as they make choices about their learning.

Upon completion, students reflect on their learning with a 1, 2, 3, or 4 key. Each student provides "glows and grows" for the week's learning, offers commentary on what they did well and what they still need to work on. This process is ultimately successful because it offers automatic differentiation, student involvement, and the opportunity to be the guide on their own learning journey.

Following are examples of a Choice Board and Playlist from Ms. Keith's class, along with reflection prompts that are integrated into each learning experience.



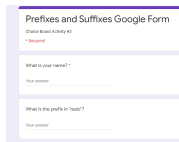



NAME: _____

3RD GRADE ELA PLAYLIST



9/27-10/1

TEACHER	TECHNOLOGY-ITSLearning
<ul style="list-style-type: none"> I met with my teacher to find my ARC Power Goal. My Power Goal is _____ _____ 	<ul style="list-style-type: none"> Read on MyOn during Stamina Reading. Watch the following BrainPop videos: -Adjectives - Verbs and Their Objects -Main Idea
MUST DO	
<div style="display: flex; justify-content: space-around; align-items: flex-start;"> <div style="text-align: center;">  <p>Noun, Verb, & Adjective Sort Game</p> <p>Completed on _____</p> </div> <div style="text-align: center;">  <p>Monster Adjectives (with a partner)</p> <p>Completed on _____</p> </div> <div style="text-align: center;">  <p>Prefixes & Suffixes Google Form *on ItsLearning</p> <p>Completed on _____</p> </div> <div style="text-align: center;">  <p>"Amy's Halloween Secret"</p> <p>Completed on _____</p> </div> </div>	

May-Do Activities

You can always ...

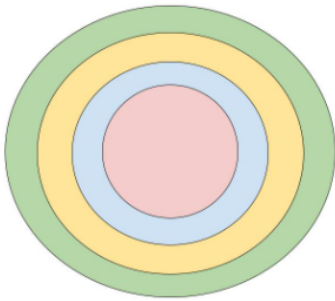
- Continue Stamina Reading
- Education Galaxy (Reading or Language Arts Study Plan)
- Practice Power Words with Mrs. Keith

Read a book of your choice and write out traits to describe the main character.	Make a presentation to explain the difference between regular and irregular verbs. Be sure to include examples of each.	Design your own Haunted House online, by using lots of adjectives to describe the property.
---	---	---

ELAGSE3L1: Demonstrate command of the conventions of Standard English grammar and usage when writing or speaking. a. Explain the function of nouns, pronouns, verbs, adjectives, and adverbs in general and their functions in particular sentences. b. Form and use regular and irregular plural nouns.

ELAGSE3RL1: Ask and answer questions to demonstrate understanding of a text, referring explicitly to the text as a basis for the answers.

ELAGSE3RF3: Know and apply grade-level phonics and word analysis skills in decoding words. a. Identify and know the meaning of the most common prefixes and suffixes. b. Decode words with common Latin suffixes. c. Decode multisyllabic words.



REFLECTION KEY

- | | |
|---|---|
| 1: Green: I'm just learning.
(I need more help.) | 3: Blue: I own it! (I can work independently
and apply my knowledge!) |
| 2: Yellow: I'm almost
there. (I need more
practice.) | 4: Pink: I'm a pro! (I can teach others and
extend my own thinking!) |

What I learned this week:

What I need help with:

NAME: _____



KEITH SCIENCE & SOCIAL STUDIES CHOICE BOARD



TECHNOLOGY

- Choose a topic and create a Google Slides presentation
- Social Studies Weekly: Maps & Globes
- Study Jams:
 - [The Rock Cycle: StudyJams! Science | Scholastic.com](#)
 - [Weathering and Erosion: StudyJams! Science | Scholastic.com](#)
 - [Soil: StudyJams! Science | Scholastic.com](#)
 - [Sedimentary Rocks: StudyJams! Science | Scholastic.com](#)
 - [Igneous Rocks: StudyJams! Science | Scholastic.com](#)
 - [Metamorphic Rocks: StudyJams! Science | Scholastic.com](#)
- Learn 360: [Delivering Pizzas to Coordinates](#)
- Nearpod Field Trip: [Visit the Rocky Mountains](#) code GU5JC
- Tour on Rocks and Minerals :<https://ricenorthwestmuseum.org/virtual-tour-2/>
- Expedition: <https://www.sciencefriday.com/educational-resources/360-degree-expedition/>

CHOICES



Draw on a Cutie for Lines
of Latitude & Longitude



Map Task Cards





Plate Labeling Lines of
Latitude & Longitude



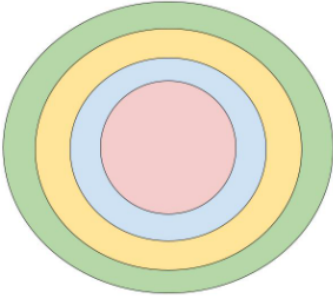
Soil Match Game



Rocks and Mineral Task Cards



Science Flip Book



REFLECTION KEY

1: **Green:** I'm just learning.
(I need more help.)

2: **Yellow:** I'm almost
there. (I need more
practice.)

3: **Blue:** I own it! (I can work independently
and apply my knowledge!)

4: **Pink:** I'm a pro! (I can teach others and
extend my own thinking!)

What I learned:
What I need help with: